

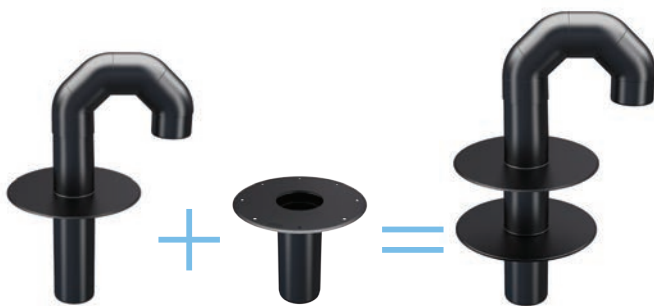


Flavent® Power Cable Outlets



1. Installation example:
Flavent® Single-piece roof
outlet kit for a ventilated roof with
PVC roof membrane

2. Installation example:
Flavent® Two-piece roof outlet kit
in unventilated roof with bitumen
roof membrane



Technical instructions

- The positioning of roof service penetrations, and their subsequent installation, must first be assessed professionally to enable them to perform to their optimum potential and remain reliably water-tight
- As far as possible, service penetrations should be positioned at the higher points of the roof surface in order to avoid hindering water drainage

Klober Flavent® Power Cable Outlets are made for many applications which have to be installed through or on the roof. These include power cables for antennas as well as connectors for photovoltaic, or service pipes such as for solar thermal and air conditioning systems. The Flavent® 'swan neck' design can be combined with all other Flavent® flat roof system components, such as upper pipe extensions, including insulation package extensions, or those with unusually high insulation layers.

Product features & benefits

- Ideal for connecting to bitumen and PVC roof membranes
- Optional pipe extension allows for all thermal insulation thicknesses
- Quick and simple to install
- High impact PVC, black
- Weather, frost and UV-resistant
- Fire rating B2 (no direct flame contact)
- Temperature resistance -40°/+80°C
- Flow temperature max. +40°C (for short periods max. +80°C)

Area of application

- Cable outlets are designed to allow cables to come through flat roofs ensuring a sealed penetration and a weather-tight seal on the roof
- Installations for Solar panels cables, Neon Sign cables, Satellite Dishes, Antenna Cables etc.

Material

High impact PVC, black

Dimensions

70mm, 100mm, 125mm

Product codes

Please refer to the brochure for all product codes.

Regulations and certifications

- DIN 18531 – roof waterproofing
- DIN 18195 – building structure waterproofing

Related products

- Lower vent section
- Upper pipe extensions
- Optional pipe extensions for insulation
- Tangit PVC adhesive

- Roof penetrations should be kept to a minimum
- Distances between roof penetrations and to other building components or roof edges must be at least 300mm
- On roofs with pitches under 5°, roof penetration connectors must be taken up at least 150mm above the upper edge of the roof covering

Klober Ltd

Unit 6F · East Midlands Distribution Centre · Short Lane · Castle Donington · Derbyshire · DE74 2HA
Tel. +44 (0)1332 813 050 · Fax +44 (0)1332 814 033 · www.klober.co.uk · info@klober.co.uk